

## 20/20 Vision

Replace all your charts and tests with one easy-to-use visual acuity testing system! With tests ranging from customizable, randomized acuity charts to complex visual diagnostic tests, 20/20 Vision is suitable for optometry, ophthalmology, and clinical research alike.

Our remote is simple and easy-to-understand, and our world-class phone and email support allows you to easily replace any existing system without worrying about added complexity.



## CANELA SOFTWARE - 2020 VISION ACUITY TESTING SYSTEM

**Finally, an easy to use system with no compromises. It's all in there!**



The most complete acuity system on the market is also the most affordable! Replace your aging projection systems with the ultra modern acuity testing system by Canela Software. You will find your new acuity testing system to be easy to use and powerful enough to tackle your day to day testing needs.

Our technology runs on Macintosh and Windows based computers with feature parity. Get the tool thousands of private practices, researchers, universities, governments, and ophthalmic manufacturers use to accurately test refraction, astigmatism, binocular vision, contrast sensitivity, disparities, and more!

## POWER THAT GROWS WITH YOU

**Purchase at an affordable price and get key features at no additional cost! Ask your accountant how our pricing offers better tax advantages over competing solutions.**



### Precision Vision Patti Pics

Studies have shown that the Patti Pics provide the best approximation of Sloan letter acuity, as well as the best sensitivity to visual pathologies, of any available pediatric optotype.

The Patti Pics optotype integrates fully with the software, and provides a beautiful and accurate alternative to older, outdated pediatric optotypes.



### EyeMotion 3D Patient Education

The EyeMotion Patient Education system provides your practice with the latest content at your fingertips. Improve your patients' awareness and understanding of important optometric and ophthalmic conditions. Introduce your patients to

new procedures and market new opticianry products.

This amazing content is designed to increase patient satisfaction and awareness. Improved awareness will only improve the patient's ability to make better decisions on up-sells.



### Mini Display Software

The Mini Display Software shows exactly which optotypes are being displayed in large easy-to-read type. You can now see what the patient sees regardless of the VA size without having to turn around. Additionally, it shows representations of all the charts and tests, including near tests such as color plates and amsler grids. Now you can

screen patients with the appropriate tests, right from the chair.

The Mini Display Software also presents slides, videos, and patient education content in beautiful, brilliant color, for increased ease of viewing.

*\*Feature is software only. Hardware can be supplied for a fee upon request.*



### Software Remote

The Software Remote does everything the Mini Display does and more! Control the software wirelessly by way of touch screen devices. See what is on the acuity system in the palm of your hand.

Intuitively control every chart/test of your acuity system with a simple to use interface designed for touch!

*\*Feature is software only. Hardware can be supplied for a fee upon request.*

The Software Remote connects to the acuity system via WiFi. Thus there are no range or line-of-sight issues that exist with infrared devices.




### Digital Refractor Integration

Acuity System integration with other tools in an office can save time and money. The digital refractor integration allows the acuity system to connect to digital refractor control panels. All commands that would normally be sent to projectors are now sent to the acuity system. Combine the power of the

acuity system with the convenience of the digital refractor and have it all!

Compatible with TopCon, Huvitz, Reichert, and Haag Streit. Marco integration is planned for a future release.



### Advanced Contrast Testing

#### Advanced Stereo Testing


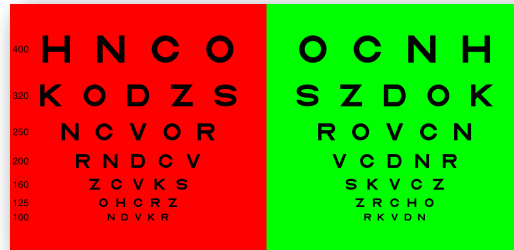
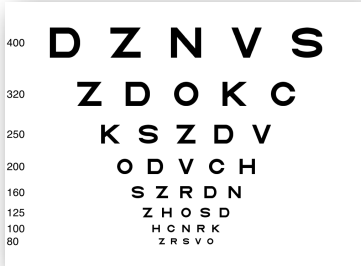
The Advanced Contrast Sensitivity module allows testing with all optotypes in all display modes, and sinusoidal waves. Calibrated contrast will create accurate results for research level testing.

The Advanced Stereo Vision module allows for highest resolution random dot tests on the market. Users will be able to make charts using their own fixation images with full control over range of seconds of arc.

The Canela Software Acuity System has the most complete set of vision testing tools. The heart of its power is in the flexibility of the tool. Private practices enjoy the simplicity of the single click remote control. Researchers enjoy the flexibility the software provides in the ability to adjust every nuance of a given chart. Schools of optometry love the quick and easy learning curve to get their students up to speed

fast. Government agencies appreciate the stability and robustness of the technology.

Everyone enjoys the fact that Canela Software backs its products with a level of passion not commonly found in other companies.



OPTOTYPES	TESTS/CHARTS	DISPLAY OPTIONS
Sloan	Worth 4-Dot	Single Character
Numbers	Contrast Sensitivity	Single Line
HOTV	Color Test	Single Column
Allen Pictures	Cross Chart (disparity)	Multiple Lines (range 2-20)
Patti Pics (optional)	Astigmatic Clock & Shower Drain	Multiple Lines Grid
Tumbling Es	Amsler Grid (multiple colors)	
Landolt Cs	Binocular Balance (R/G)	
Lower-case	ATS (Jaeb Center Certified)	
Concentric Circles	Maddox Rod	
	Phoria/Vernier/Schober Tests	
	Stereo (various distance)	

Basic Plan	Pricing
<ul style="list-style-type: none"> <li>• Free remote control &amp; receiver shipped directly to your office. <sup>5</sup></li> <li>• Our price guarantee means that for as long as you are a customer, your price will never increase.</li> <li>• Unlimited Tier III technical support, including direct access to product engineers.</li> <li>• Access to the latest features, improvements, and updates as soon as they are available.</li> <li>• Cloud integration lets you sync your personal preferences between multiple lanes, or even to different offices.</li> </ul>	\$49/month

Advanced Plan	Pricing
<ul style="list-style-type: none"> <li>• All of the above features, and...</li> <li>• 3D Patient education videos, including ongoing access to updated content.</li> <li>• Digital refractor integration between your existing control panel and your Acuity System.</li> <li>• Pediatric optotypes improve recognizability and testing accuracy for your youngest patients.</li> <li>• Research-level contrast and stereo capabilities, including custom test creation and calibration support.</li> <li>• Touchscreen remote control access, including support for a variety of handheld devices.</li> <li>• Free access to all other current and future in-app purchases for the life of your membership.</li> </ul>	\$69/month

Complete Plan	Pricing
<ul style="list-style-type: none"> <li>• All of the above features, and...</li> <li>• A preconfigured computer, tested to run the software to meet our demanding expectations.</li> <li>• Lifetime warranty against defects on all equipment provided by your membership.</li> <li>• Ongoing, scheduled hardware replacements to ensure you always enjoy peak performance.</li> </ul>	\$139/month

Basic Plan - Acuity System Extras (a la carte)	Pricing
EyeMotion 3D Animations	\$15/month
Software Remote - Mac/Win desktops, Win tablets (iOS & Android soon)	\$5/month
Software Display	\$4/month
Wired Display	\$3/month
Digital Refraction Integration (Topcon, Huvitz, Reichert, Haag Streit)	\$15/month
Advanced Contrast Tests	\$10/month
Advanced Stereo Tests	\$10/month
Precision Vision Patti Pics	\$8/month